

JE 3-240 F21 FT20



Electric - Qmax 70 m³/h - 1166 l/min (308 USgpm) - Hmax 66 m (216 ft)

Code on request



Product Data

Suction port
Threaded - 3" ISO 228 (BSP)

Delivery port
Threaded - 3" ISO 228 (BSP)

Qmax
70 m³/h - 1166 l/min (308 USgpm)

Hmax
66 m (216 ft)

Solids handling
14 mm (0,55")

Motor power
18,5 kW - 25 HP

Motor brand
Electroadda E3G

Weight
240 kg (529 lb)

Indicative picture of the product

Close-coupled self-priming centrifugal pump with electric motor

Characteristics

The J series self-priming centrifugal pumps are used in applications where a rapid priming capacity is required from demanding suction heights combined with the ability to transfer and manage polluted fluids, dirty and abrasives with suspended large diameter solids. The system is based on an inspectable pump casing which also acts as a water tank allowing a first quick priming without auxiliary systems, simplifying management of the system and reducing the time for maintenance. Within the physically permitted suction height limits, J pumps are a more comfortable and reliable solution than submersible pumps and vertical submersed impeller pumps.

Benefits

- 1) Rapid self-priming**
Without foot valve up to a height of 7.5 m (24.5 ft)
- 2) High resistance**
To abrasive liquids which are turbid and sandy
- 3) Semi-open impeller**
High thickness casting impact resistant
- 4) Wear plate/plates**
Easily replaceable stainless steel wear plate/plates
- 5) Easy maintenance**
Removable front cover for direct access to the impeller

Applications

Industry:

clean, dirty, sandy, muddy, neutral, alkaline, acidic liquids; low viscous petroleum products, solvents even if dirty; milk of lime, caustic soda; washing, cooling, recirculation, smoke scrubbing.

Treatment:

pumping polluted corrosive wastewater containing sand, mud or solids in suspension; dosing neutralizing liquids; pumping out settled sludge.

Naval:

loading and unloading; bilge pumping; washing, fire-fighting, stripping, sanitary duty and circulation.

Agriculture:

surface irrigation; liquid manure oxygenation; transfer and spraying liquid manure or fertilizers; distribution of liquid animal feed; transfer of wine must; washing.

Varisco S.r.l. has certified its Quality, Environment and Safety Management System in accordance with the requirements of the international standard ISO 9001-14001-45001, recognized by the Lloyd Register.

Specification is subject to change without prior notice. Please check with your Varisco representative for the latest specifications.
Document release date: December 16th 2024

www.variscopumps.com

JE 3-240 F21 FT20



PERFORMANCE CURVES

Test according to **UNI EN ISO 9906 standard - level 2B**

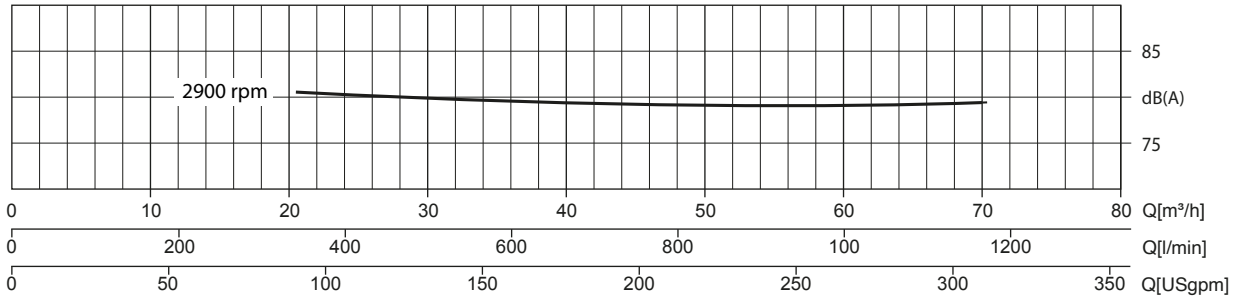
Installed power: **18,5 kW - 25 HP (2.900 rpm)**

Test liquid: **clean water, density 1.000 kg/m³**

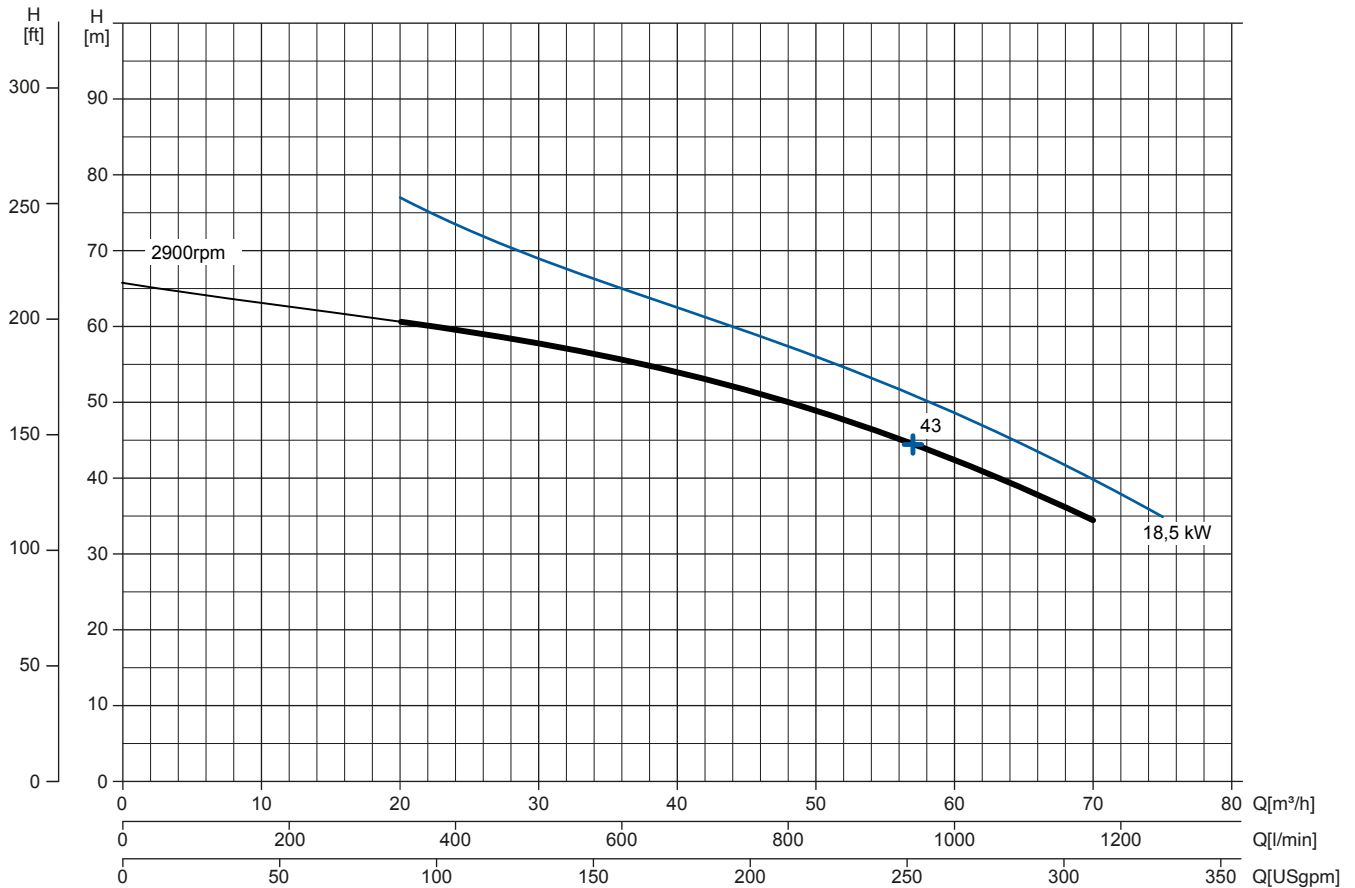
Spherical solids handling: **D.14 mm (0,55")**

Noise Curve

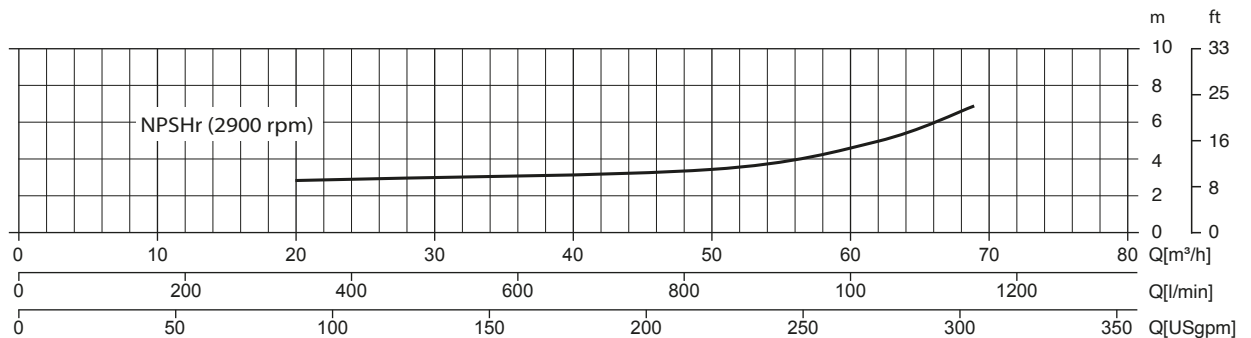
dB(A)=max noise level at 1 m



Speed Curve



NPSHr Curve



JE 3-240 F21 FT20



TECHNICAL DATA

Pump

Pump model	JE 3-240 F21 FT20
Qmax [2.900 rpm]	70 m ³ /h - 1166 l/min (308 USgpm)
Hmax [2.900 rpm]	66 m (216 ft)
Suction port	Threaded - 3" ISO 228 (BSP)
Delivery port	Threaded - 3" ISO 228 (BSP)
Impeller type	Closed, 4 vanes
Solids handling	14 mm (0,55")
Casing	EN 1563 EN-GJS-500 cast iron
Impeller	ASTM A351 CF3M stainless steel
Wear plate	ASTM A351 CF3M stainless steel
Non-return valve	Check-valve, PTFE
Shaft	39NiCrMo3 EN 10083 carbon stainless steel
Mechanical seal	Silicon Carbide / Silicon Carbide
Elastomers	PTFE
Lubrication	Grease
Bearing bracket	EN 1561 EN-GJL-200 cast iron, with grease lubricated ball bearings for life

Motor

Mains supply (Three-phase)	380 VD/660 VY +/-5%	400 VD/690 VY +/- 10%	415 VD/720 VY +/-5%
Frequency (Nominal speed)	50 Hz +/-2% / 2.900 rpm		
Absorbed current	32/18,5 A		
Starting Current Is/In	9,5		
Efficiency (100%)	92,4% (IE3)		
Model	Electroadda E3G		
Standards	IEC 60034-1		
Construction	cast iron, TEFC		
Mounting arrangement	IM 2001 B35		
No. poles	2		
Rated power	18,5 kW - 25 HP		
Degree of protection	IP55		
Markings	CE		
Insulation class/Temperature	F/80°K		
Duty type	Continuous - S1		
Temperature sensors	Not available		

Arrangement

Dimensions	393 x 1077 x 454 mm (15,5 x 42 x 17,9")
Coating	Polyurethane enamel, average thickness of 100 µm
Color	RAL 5010 blue (standard)
Features	Close-coupling bell housing with double ball bearing
Height connection	0,36 m (1,2 ft)

Optionals

Flanged ports 3" ANSI B16.5 Class 150 R.F.	cod. 10042827
Flanged ports 3" ANSI B16.1 Class 125 R.F.	cod. 10008316
Automatic mechanical seal greaser	code 10008316
Integrated VSD motor inverter	Available on request

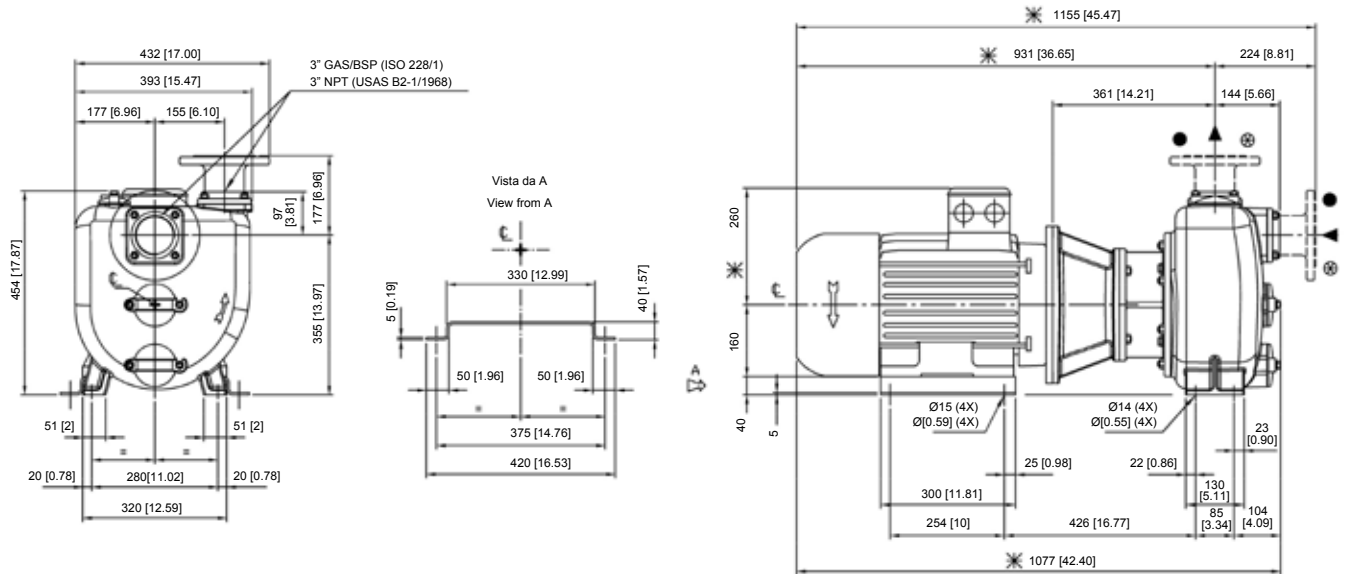
Weight

Net weight	240 kg (529 lb)
------------	-----------------

JE 3-240 F21 FT20

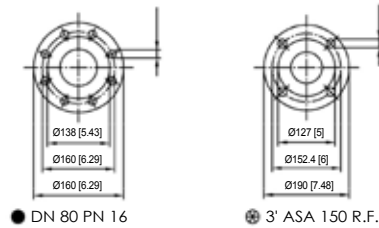
DIMENSIONS

mm [in]



- * Dimensione indicativa: può variare in funzione della marca di motore utilizzato
- * Approximate dimension: it may change according to the motor make

FLANGIATURE SU RICHIESTA / FLANGES ON REQUEST



PACKAGING DIMENSIONS

Dimensions

JE 3-240 F21 FT20 (L x W x H mm)
Gross weight (pump + packing)

1200 x 800 x 950 mm
280 kg (617 lb)

